

# Why Not, WINE?

Sourav S Bhowmick  
assourav@ntu.edu.sg

Aixin Sun  
axsun@ntu.edu.sg

Ba Quan Truong  
bqtruong@ntu.edu.sg

School of Computer Engineering, Nanyang Technological University, Singapore 639798

## ABSTRACT

Despite considerable progress in recent years on *Tag-based Social Image Retrieval* (TAGIR), state-of-the-art TAGIR systems fail to provide a systematic framework for end users to ask why certain images are not in the result set of a given query and provide an explanation for such missing results. However, such *why-not* questions are natural when expected images are missing in the query results returned by a TAGIR system. In this demonstration, we present a system called WINE (Why-not question aNswering Engine) which takes the first step to systematically answer the why-not questions posed by end-users on TAGIR systems. It is based on three explanation models, namely *result reordering*, *query relaxation*, and *query substitution*, that enable us to explain a variety of why-not questions. Our answer not only involves the reason why desired images are missing in the results but also suggestion on how the search query can be altered so that the user can view these missing images in sufficient number.

## Categories and Subject Descriptors

H.3.3 [Information Storage and Retrieval]: Information Search and Retrieval—*Search Process*

## Keywords

Social Image; Flickr; Tag-based image search; Why-not questions; Explanation models

## 1. INTRODUCTION

Due to increasing popularity of social image sharing platforms (e.g., Flickr, Picasa), techniques to support *Tag-based Social Image Retrieval* (TAGIR) for finding relevant high-quality images using keyword queries have recently generated tremendous research and commercial interests. In simple words, given a keyword query (or search query), a TAGIR search engine returns a ranked list of images where the images annotated with the most *relevant* tags to the query are ranked higher. Most existing efforts in TAGIR attempt to improve its search accuracy or diversify its search results so as to maximize the probability of satisfying users' search intentions. Despite the recent progress towards this goal, it is often challenging

to generate high quality search results for a search query which can satisfy search intentions of different users. Often, desired images may be unexpectedly missing in the results. However, state-of-the-art TAGIR systems lack explanation capability for users to seek clarifications on the absence of expected images (*i.e.*, missing images) in the result set. Consider the following set of user problems:

EXAMPLE 1. Ann is planning a trip to Rome to visit its famous landmarks. She issues a search query "Rome" on a tag-based social image search engine<sup>1</sup>. Expectedly, many images of Rome's famous landmarks appear as top result matches, such as the *Spiral Stairs*, the *Gallery of Map*, and the *Sistine Chapel*. However, surprisingly, there are no images related to the *Colosseum*, a famous landmark of Ancient Rome, in the top-100 results. So why is it not in the result set? Note that expanding the query by adding the keyword *Colosseum* to "Rome" changes the search intent from "famous landmarks of Rome including Colosseum" to "Colosseum in Rome". Consequently, such query expansion leads to loss of images of interesting landmarks in *Rome* other than *Colosseum*, depriving Ann to get a bird eye view of different attractions of Rome.

Bob has just returned from a trip to China. He specifically enjoyed the scenic *Xi Hu lake* in *Hangzhou* city of the *Zhejiang* province. However, Bob has forgotten its name. Hence, he posed the following query to retrieve images related to *Xi Hu lake*: "lake Hangzhou Zhejiang China". Surprisingly, no result is returned by the search engine. Why not? Note that simply searching for "lake" alone is ineffective as Bob primarily wants images of *Xi Hu lake* and not other lakes. In fact, the query "lake" returns more than 4000 images, many of these are irrelevant.

Carlos, a young archaeologist researching on Mesoamerican culture, hopes to find images related to their pyramids. He submits the query "pyramid" on the image search engine which returns mostly images related to Egyptian and Louvre pyramids (Figure 1(a)). So why are Mesoamerican pyramids not in the result set? Perplexed, Carlos expands the query by adding the keyword "Mesoamerica", hoping to retrieve relevant images. However, only four images are now returned and among them, only two are really relevant to Mesoamerican pyramids. Are there only two images of Mesoamerican pyramids in the image collection? Thinking that his modified query may be too strict, Carlos now removed the keyword "pyramid" from the query. However, only five additional results are returned now and none of these additional images are relevant to Mesoamerican pyramids. So why not more images related to Mesoamerican pyramids can be retrieved? ■

There is one common thread throughout these problems encountered above, despite the differences in search queries: the user

Copyright is held by the International World Wide Web Conference Committee (IW3C2). IW3C2 reserves the right to provide a hyperlink to the author's site if the Material is used in electronic media.  
WWW'14 Companion, April 7–11, 2014, Seoul, Korea.  
ACM 978-1-4503-2745-9/14/04.  
<http://dx.doi.org/10.1145/2567948.2577028>.

<sup>1</sup>All search results presented in our examples are obtained using the same TAGIR system following the best performing configuration in [6] on NUS-WIDE data (<http://lms.comp.nus.edu.sg/research/NUS-WIDE.htm>).

would like to know why certain images are missing in the top- $m$  result set of a given query or not there in sufficient number and suggestion on how his/her query can be altered effectively to view these missing images in sufficient number. In this paper we refer to this problem as the **WHY NOT?** problem in TAGIR [2].

At a first glance, it may seem that any large-scale social image search engine (e.g., Flickr) may facilitate answering these original queries more effectively simply because they have very large collection of social images compared to the NUS-WIDE data collection used in the aforementioned examples. For instance, Bob’s query returns several images related to *Xi Hu lake* when posed directly on Flickr<sup>2</sup>. Unfortunately, users’ expectations are just too diverse to eliminate the WHY NOT? problem in Flickr (detailed in [2]). For example, consider the query “pyramid” directly on Flickr. It only retrieves a single image related to Mesoamerican pyramid in its top-50 result set!

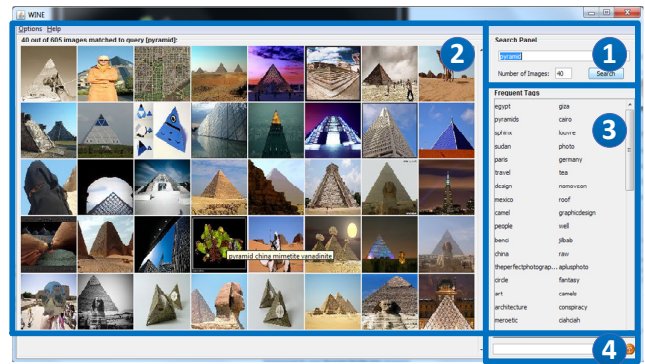
Our initial investigation shed some light on the possible reasons for this problem. First, the desired images may be ranked very low in the search results because the same keyword query may express very different search intentions for different users. The top-ranked images maybe considered relevant by some users but not by others. For instance, the reason Ann could not see the images related to *Colosseum* is because they are ranked too low. The first Colosseum image is ranked 217-*th* and Ann is unlikely to explore more than 100 images to search for *Colosseum*.

Second, the set of tags associated with images may be noisy and *incomplete*. Consequently, not all keywords mentioned in the search query may appear as tags in relevant images. For instance, a user may not annotate an image related to *Xi Hu lake* with the tag **Zhejiang**. In fact, none of the images related to *Xi Hu lake* are tagged with **Zhejiang** in the underlying image collection! However, it is unrealistic to expect a user to be aware of this fact.

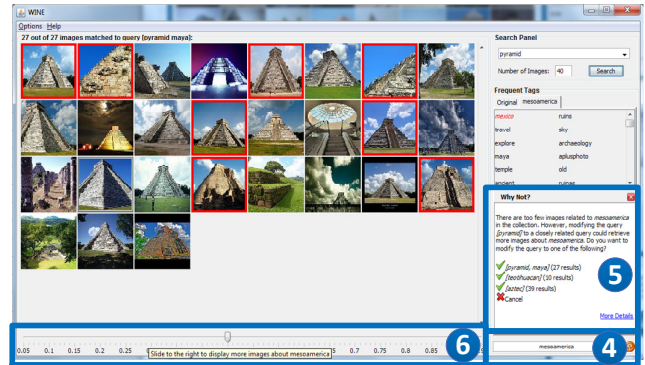
Third, the query formulated by the user maybe too restrictive due to the user’s limited understanding of the data collection. That is, there may be a mismatch between the tags that the user *expects* to be associated with her desired images and the *actual* tags that annotate these images in the data collection. For instance, Carlos failed to retrieve sufficient number of images annotated with the tag *Mesoamerica* because it is rarely used in tagging images in the image collection. However, Carlos is unlikely to have this knowledge or possess the skill to alter the query to retrieve his desired images.

Clearly, it would be very helpful to Ann, Bob, and Carlos if they could simply pose a follow-up why-not question to the TAGIR engine to seek an explanation for desired missing images and suggestions on how to retrieve them. In this demonstration, we present a novel system called **WINE (Why-not question ANswering Engine)** [2] to address this problem. **WINE** *automatically* generates explanation to a why-not question (expressed using a *why-not tag*) and recommends *refined* query, if necessary, whose result may not only includes images related to the search query but also to the why-not question. *To the best of our knowledge, this is the first system to address the WHY NOT? problem in TAGIR.*

Let us illustrate WINE with an example. Reconsider the query posed by Carlos. He may pose a follow-up why-not question using the why-not tag "mesoamerica" (See Panel 4 in Figure 1(b)). In Panel 5, a short explanation (*i.e.*, the number of images related to mesoamerica is too small in the image collection) is automatically generated in response to the why-not question (an enlarged version is shown in Figure 3(b)). More importantly, three refined query suggestions (*i.e.*, "pyramid maya", "teotihuacan", "aztec") are also provided, each of which is likely to return more images



(a) The User Interface in the search mode



(b) The User Interface in the why-not mode

**Figure 1: The GUI of WINE.**

related to Mesoamerican pyramids (Figure 3(b)). Suppose Carlos chooses "pyramid maya" as the refined query by clicking on it. The results are now shown in Figure 1(b). Observe that it offers more results related to Mesoamerican pyramids compared to the original query results in Figure 1(a).

## 2. RELATED SYSTEMS AND NOVELTY

It may seem that the WHY NOT? problem can be addressed by leveraging existing search techniques such as query expansion, query suggestion, and search result clustering. Unfortunately, this is not the case. For instance, as highlighted in Example 1, expanding the queries "rome" and "pyramid" with the why-not tags "colosseum" and "mesoamerica", respectively, do not address Ann's and Carlos' queries effectively. Notably a why-not question should not alter the original search intent. On the other hand, given the query "pyramid", the recommended tags by an existing query expansion technique would likely to be "Egypt", "Louvre", "Giza", "Sphinx", etc., reflecting the commonly associated concepts to *pyramid*. Clearly, such suggestion not only modifies the search intent of Carlos, but also fails to address his why-not question. That is, without the explicit why-not tag "Mesoamerica", state-of-the-art query suggestion models may fail to speculate that Carlos' interest is in *Mesoamerican pyramid*.

More germane to this work are recent efforts in the database community to provide automatic explanation to a why-not question [1, 3]. To answer why-not questions (*i.e.*, why some expected data items are not shown in the result set) on relational databases, multiple answer models have been proposed. These models, however, are not applicable for TAGIR environment because: (i) the data in TAGIR is not represented using relational structure and (ii) these techniques typically exploit the relational query plan which is inapplicable in TAGIR.

<sup>2</sup>All results related to Flickr are last accessed on July 14th, 2013.

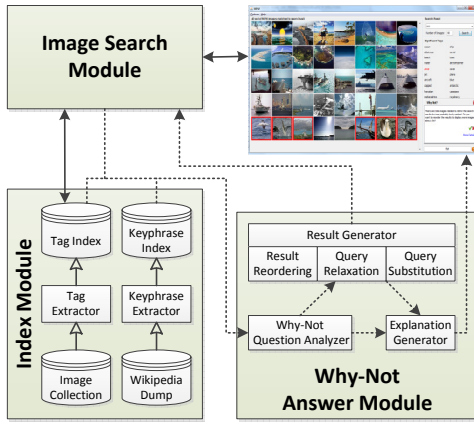


Figure 2: System architecture of WINE.

### 3. SYSTEM OVERVIEW

WINE is implemented using Java. Figure 2 shows the system architecture of WINE consisting of four modules: the WINE GUI Module, the Index Module, the Image Search Module, and the Why-Not Answer Module. The arrows in Figure 2 portray three main data flows. The plain-head arrows abstract the indexing process which is executed offline. The solid-head solid-line arrows depict the “normal” data flow when users do not issue why-not questions while the dotted-line arrows depict the data flow when it is issued.

**The WINE GUI Module.** Figure 1 depicts the main user interface of WINE at two modes, namely the *search* mode (Figure 1(a)) and the *why-not* mode (Figure 1(b)). The *search* mode depicts the standard TAGIR engine interface with a *Query Panel* (Panel 1) for query input, a *Result Panel* (Panel 2) displaying the result images, a *Tag Summary Panel* (Panel 3) summarizing the *significant* tags in the top- $k$  search results, and a *Why-Not Question Panel* (Panel 4). If a user clicks on a tag in Panel 3, the corresponding images in the result set (in Panel 2) containing this tag will be highlighted (using a red colored border). In Panel 4, a user may specify a why-not tag in the text box to pose a why-not question which invokes the why-not answering mechanism and switches the interface to the *why-not* mode (Figure 1(b)) with two new panels. The *Explanation Panel* (Panel 5) shows explanation to the why-not question and suggests some strategies to retrieve more results related to this question (generated by the *Why-Not Answer Module*). When the user follows one of these suggestions, Panel 2 displays the new result list and Panel 3 also summarizes the *significant* tags in the new result list. Notice that the user can easily review the original results by switching the tab in Panel 3. Lastly, the slider in the *Threshold Panel* (Panel 6) allows a user to interactively modify the proportion of images related to the why-not question that she wishes to view in the top- $k$  results (discussed later).

**The Index Module.** This module consists of two indexes, namely, the *Tag Index* and the *Keyphrase Index*, generated offline by the *Tag Extractor* and *Keyphrase Extractor* submodules, respectively.

The *Tag Extractor* submodule extracts query-independent tag features (e.g., *tag relatedness*, *tag frequency*, *tag co-occurrence*, etc.) from the underlying collection of social images  $\mathcal{D}$ . The *relatedness* between a tag  $t$  and its annotated image  $d$  is measured using neighborhood voting as described in [4]. *Tag frequency* of a tag  $t$  is the number of images annotated with  $t$ . *Tag co-frequency* between two tags  $t_1$  and  $t_2$  is the number of images annotated with both  $t_1$  and  $t_2$ . These two features are used to compute *tag co-occurrences* using different measures (e.g., Jaccard coefficient, Pointwise Mutual Information, Pointwise KL divergence). The extracted data are then stored in a RDBMS.

The aforementioned tag features are useful for generating query results but are not sufficient to answer all types of why-not questions. For instance, reconsider the why-not tag *mesoamerica* posed by Carlos to search for Mesoamerican pyramids. The shortage of images annotated by this why-not tag poses two intertwining challenges. Firstly, it cannot be leveraged directly for generating explanation to the why-not question as it is unlikely that the user wishes to see a very small number of result images (if any) associated with this tag. Secondly, while the desired images are likely to be annotated by some *closely related* tag(s) (e.g., *maya*) to the why-not tag, it is difficult to find these related tags using aforementioned measures as they require sufficiently large number of matching images to be effective. Hence, we exploit an external source (Wikipedia) to address this issue. Specifically, the *Keyphrase Extractor* submodule exploits the *keyphrase* data (title or an anchor text) of a Wikipedia article to measure the *strength* of relationship between tags. It extracts the keyphrases for each article and the relationship (similarity) between each pair of keyphrases (e.g., *maya* and *mesoamerica*) is measured by adopting the hyperlink-based *Wikipedia Link Measure* (WLM) [5]. This similarity value is then used as the similarity score between a pair of tags (keyphrases) which we shall be exploiting later to guide the why-not question answering process. For further details, please refer to [2].

**The Image Search Module.** This module encapsulates a standard TAGIR search engine. Given a keyword query  $Q$ , it leverages the *Tag Index* to retrieve the top- $k$  images that best match  $Q$  where  $k$  is the user-specified number of desired images. Note that the image retrieval algorithm is orthogonal to WINE and any superior social image retrieval techniques can be adopted for WINE. In our implementation, we adopt the framework in [6] for multi-tag queries. Furthermore, to display the *significant tags* in Panel 3, we compute the *relative tag frequency* of all tags in the top- $k$  results. For each tag  $t$ , it is computed as the difference between  $t$ ’s frequency among the top- $k$  results and  $t$ ’s frequency in the whole collection  $\mathcal{D}$  (which is pre-computed). Both frequencies are also weighted by  $t$ ’s relatedness to each image. The tags with high relative frequency are considered *significant* and displayed in Panel 3.

**The Why-Not Answer Module.** This module is the core component of WINE and consists of the following three submodules.

**Why-Not Question Analyzer.** Given a query  $Q$ , result set  $R(Q)$ , and a follow-up why-not question  $t_w$ , this module analyzes the tag  $t_w$  and classifies it to any one of the four types: (a) **Type 1:**  $t_w$  is *incomprehensible* if it has no match in the image collection  $\mathcal{D}$  as well as in the *Keyphrase Index* (Wikipedia). (b) **Type 2:** Images related to  $t_w$  are in  $R(Q)$  but they are too lowly-ranked (e.g., the why-not tag *Colosseum* as follow-up to Ann’s query). (c) **Type 3:** There are too few images related to  $t_w$  in  $R(Q)$ . However, there are sufficiently large number of images related to  $t_w$  in  $\mathcal{D}$  (e.g., the why-not tag *lake* as follow-up to Bob’s query). (d) **Type 4:** There are too few images annotated with  $t_w$  in  $\mathcal{D}$  (e.g., the why-not tag *mesoamerica* as follow-up to Carlos’ query).

If  $t_w$  is a Type 1 tag, then we notify the user that her question is incomprehensible. For Types 2-4 tags, we invoke the *result reordering*, *query relaxation*, and *query substitution* explanation models, respectively (discussed below), to respond to the user.

**Result Generator.** This component improves the original results  $R(Q)$  by retrieving more images related to the why-not tag  $t_w$  but maintaining the semantics of the original query  $Q$ . It realizes the following three explanation models, namely *result reordering*, *query relaxation*, and *query substitution*, that are designed to address three different scenarios of the WHY NOT? problem highlighted in Example 1 (details related to these models are given in [2]).



**Result Reordering Model.** Intuitively, in this explanation model we reorder the search results so that images related to the why-not tag in the results appear in the top- $m$  results. It is useful when the relevant images exist in the query results but are lowly ranked (e.g., images related to the *Colosseum* in Example 1). Given the query  $Q$ , each result image  $d \in R(Q)$ <sup>3</sup> is assigned a new score by combining the *relevance score*  $rel(d, t_w)$  of the why-not tag  $t_w$  and the original score  $rel(d, Q)$  through linear combination as follows.

$$rel_w(d, Q, t_w) = (1 - \alpha) \times rel(d, Q) + \alpha \times rel(d, t_w) \quad (1)$$

Note that we assume  $rel(d, t_w) = 0$  when  $d \notin R(t_w)$ . The tunable parameter  $0 \leq \alpha \leq 1$  indicates the importance of  $rel(d, t_w)$  compared to  $rel(d, Q)$ . In other words,  $\alpha$  indicates the user's level of dissatisfaction to the current result list  $R(Q)$ . Note that the slider in Panel 6 allows us to vary this parameter.

**Query Relaxation Model:** This model aims to automatically identify the *selective tagset* in the search query that prevents the user to retrieve desired images. It notifies the user to remove these selective tag(s) from the query so that desired images related to the why-not tag can be retrieved from  $\mathcal{D}$ . For example, consider Bob's query in Example 1. The query relaxation model identifies that Zhejiang is a selective tag and advises Bob to remove it from the original query in order to view images related to *Xi Hu lake*. Note that this model is effective when there are few images related to the why-not tag in the result set (i.e., the *Result Reordering model* is ineffective) but there are a large number of such images in  $\mathcal{D}$ .

Intuitively, a set of tags  $T$  of a multi-tag query  $Q$  is *selective* when removing a single tag from  $T$  would generate *significantly larger* size of query results. We extend the *Hypercube algorithm*, a popular algorithm in parallel computing, to efficiently compute the selectivity of *all* query tag subsets by scanning the images annotated with  $t_w$  only once and rank them based on their selectivities.

**Query Substitution Model:** This explanation model is suitable when there are too few relevant images annotated by  $t_w$  in  $\mathcal{D}$  (as in Carlos' query in Example 1). The goal in this case is to suggest *closely related* keywords to the why-not tag, which are associated with many images in  $\mathcal{D}$ , as surrogates to the current query keyword(s). Specifically, we leverage the knowledge embedded in Wikipedia (*KeyPhrase Index*) to identify these closely related tags. For instance, the query "pyramid Mesoamerica" in Example 1 is modified to "pyramid Maya" after identifying maya to be most closely related to mesoamerica using the *KeyPhrase Index*. This new query generated 27 query results many of which are images of Mesoamerican pyramid (Figure 1(b)).

Specifically, WINE seeks for a tag  $t_c$  such that  $t_c$  annotates sufficiently large number of images in  $\mathcal{D}$  and maximizes the *tag relatedness score*  $\Phi(t_c)$ :

$$\Phi(t_c) = (1 - \beta) \frac{\sum_{t_i \in Q} sim(t_c, t_i)}{|Q|} + \beta * sim(t_c, t_w) \quad (2)$$

The *similarity function*  $sim()$  of a tag pair computes the similarity between their corresponding keyphrases where the mapping between tags and keyphrases are achieved by string matching with minor syntactic modifications. The parameter  $\beta$  controls how much change in the original query the user can tolerate. We efficiently find the top- $k$  closely related tags by casting the problem to the *combining fuzzy grade problem* which can be solved using Fagin et al.'s Threshold Algorithm.

**Explanation Generator.** This component generates answer to the user's why-not question from the output of the *Why-Not Question*

<sup>3</sup>Each result image  $d_r \in R(Q)$  is annotated by query tags  $t_1, \dots, t_n$  and is associated with a *relevance score*, denoted as  $rel(d_r, Q)$ .

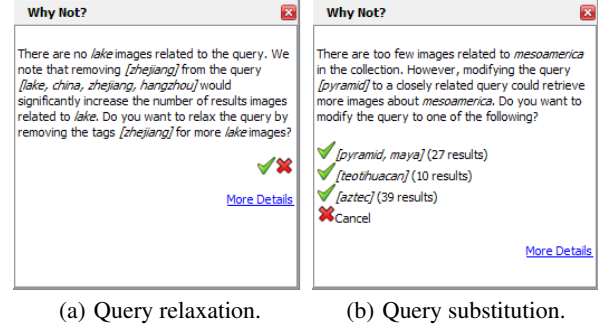


Figure 3: Notifications to why-not questions.

*Analyzer* and *Result Generator* submodules. The generated explanation consists of three parts, the *explanation*, the *refinement method(s)* (e.g., remove the tag Zhejiang, refine the query to "pyramid maya"), and some *statistics* of the new results (e.g., result size) if those refinement methods are followed. Figure 3 depicts examples of explanations provided by WINE in response to the why-not tags "lake" and "mesoamerica".

## 4. DEMONSTRATION OVERVIEW

Our demonstration will be loaded with the NUS-WIDE dataset containing 269,648 images from Flickr. We aim to showcase the functionality and effectiveness of the WINE system in answering why-not questions. Example queries (original as well as why-not questions) illustrating the three explanation models will be presented. Users can also write their own ad-hoc why-not questions through our GUI. A video of WINE is available at <http://youtu.be/A42i2geQZVv>. Specifically, we will showcase the followings.

**Interactive experience of why-not question answering process.** Through our GUI, the user will be able to formulate search queries (Panel 1), browse the top- $k$  results ( $k$  can be specified by the user) and associated tags (Panels 2 and 3), and then follow-up with a why-not question (Panel 4). The *Why-Not Answer* module will then generate detailed answer (e.g., Figure 3) by exploiting the explanation models (we shall demonstrate all three models). Going a step further, the user may accept one of the suggested actions and visualize in real-time the new result set generated by WINE as well as associated significant tags. Clicking on any tag will allow her to view immediately all images in the result set that are annotated by this tag. Additionally, by setting the slider in Panel 6 at different threshold values, she can view updates to the search results instantly. Lastly, the user will be able to compare the original and refined results by clicking on the tabs in Panel 3.

**Superior performance of WINE.** We shall demonstrate that all three explanation models in WINE has superior accuracy and precision for different result size and parameters (e.g.,  $\alpha, \beta$ ). Also, we shall demonstrate that the execution of these models are very efficient (less than 100ms) for a wide variety of why-not questions.

## 5. REFERENCES

- [1] A. Chapman and H. V. Jagadish. Why not?, *In ACM SIGMOD*, 2009.
- [2] S. S. Bhowmick, A. Sun, B. Q. Truong. Why Not, WINE?: Towards Answering Why-Not Questions in Social Image Search. *In ACM MM*, 2013.
- [3] Z. He, E. Lo. Answering Why-not Questions on Top-k Queries, *In ICDE*, 2012.
- [4] X. Li, et al. Learning Social Tag Relevance by Neighbor Voting, *IEEE Trans. Multimedia*, 11(7), 2009.
- [5] D. Milne, I. A. Witten. An effective, low-cost measure of semantic relatedness obtained from Wikipedia links, *Proc. AAAI Workshop on Wikipedia and Artificial Intelligence*, 2008.
- [6] A. Sun, S. S. Bhowmick, et al. Tag-based social image retrieval: An empirical evaluation, *JASIST*, 62(12), 2011.